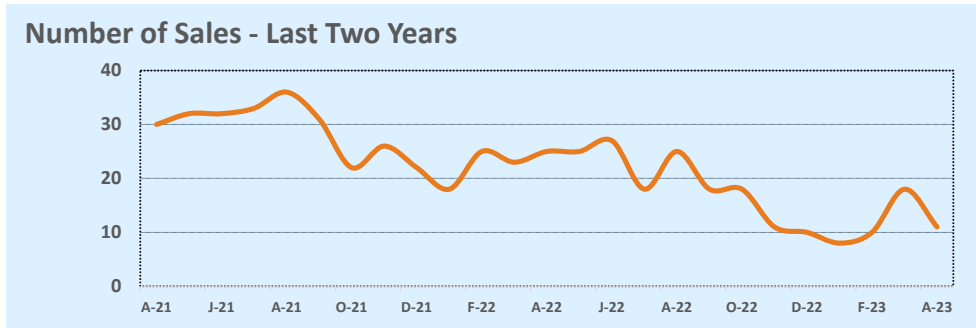
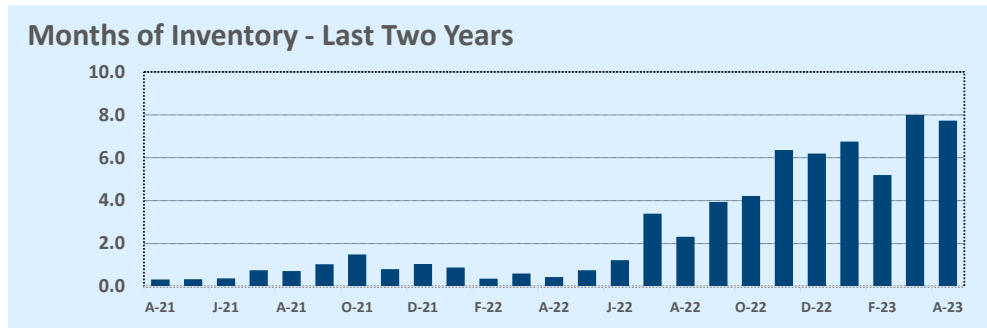
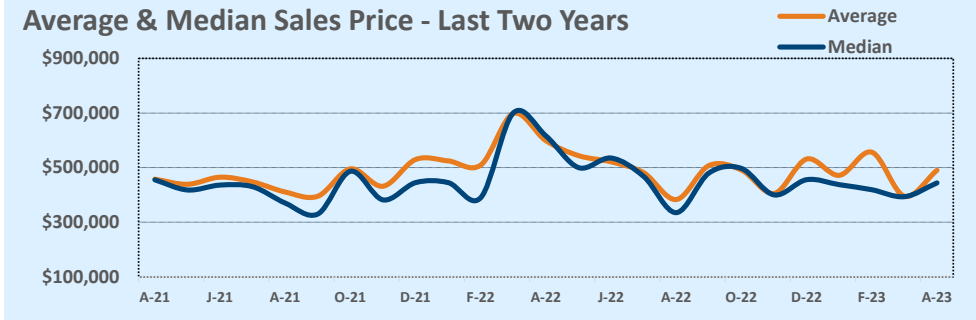


Listings	This Month			Year-to-Date		
	Apr 2023	Apr 2022	Change	2023	2022	Change
Single Family Sales	6	19	-68.4%	25	56	-55.4%
Condo/TH Sales	5	6	-16.7%	22	35	-37.1%
<b>Total Sales</b>	<b>11</b>	<b>25</b>	<b>-56.0%</b>	<b>47</b>	<b>91</b>	<b>-48.4%</b>
New Homes Only	1	--	--	5	7	-28.6%
Resale Only	10	25	-60.0%	42	84	-50.0%
Sales Volume	\$5,391,796	\$14,965,369	-64.0%	\$21,841,973	\$53,198,247	-58.9%
New Listings	37	23	+60.9%	120	96	+25.0%
Pending	10	N/A	N/A	12	N/A	N/A
Withdrawn	10	6	+66.7%	23	12	+91.7%
Expired	5	--	--	15	--	--
Months of Inventory	7.7	0.4	+1656.2%	N/A	N/A	--

Average	This Month			Year-to-Date		
	Apr 2023	Apr 2022	Change	2023	2022	Change
List Price	\$507,678	\$558,706	-9.1%	\$477,192	\$545,163	-12.5%
List Price/SqFt	\$345	\$413	-16.4%	\$348	\$408	-14.7%
Sold Price	\$490,163	\$598,615	-18.1%	\$464,723	\$584,596	-20.5%
Sold Price/SqFt	\$334	\$446	-25.1%	\$338	\$447	-24.5%
Sold Price / Orig LP	97.5%	108.1%	-9.9%	97.4%	107.1%	-9.0%
Days on Market	59	10	+485.7%	64	25	+161.5%

Median	This Month			Year-to-Date		
	Apr 2023	Apr 2022	Change	2023	2022	Change
List Price	\$467,000	\$585,000	-20.2%	\$444,000	\$485,000	-8.5%
List Price/SqFt	\$380	\$400	-5.1%	\$342	\$384	-11.0%
Sold Price	\$444,000	\$616,000	-27.9%	\$425,000	\$521,775	-18.5%
Sold Price/SqFt	\$339	\$423	-19.8%	\$333	\$416	-19.9%
Sold Price / Orig LP	97.8%	105.0%	-6.9%	97.8%	103.6%	-5.6%
Days on Market	31	5	+520.0%	44	5	+780.0%

Price Range	This Month			Year-to-Date		
	New	Sales	DOM	New	Sales	DOM
\$149,999 or under	--	--	--	--	--	--
\$150,000- \$199,999	2	--	--	3	1	49
\$200,000- \$249,999	3	3	61	10	9	45
\$250,000- \$299,999	5	--	--	12	3	28
\$300,000- \$349,999	2	--	--	12	2	5
\$350,000- \$399,999	5	--	--	13	5	84
\$400,000- \$449,999	1	3	24	8	10	64
\$450,000- \$499,999	5	1	57	17	2	42
\$500,000- \$549,999	3	1	31	9	4	92
\$550,000- \$599,999	4	1	30	11	5	99
\$600,000- \$699,999	5	--	--	11	1	8
\$700,000- \$799,999	1	1	190	5	2	103
\$800,000- \$899,999	--	--	--	4	1	115
\$900,000- \$999,999	--	--	--	2	--	--
\$1M - \$1.99M	1	1	90	2	2	67
\$2M - \$2.99M	--	--	--	1	--	--
\$3M+	--	--	--	--	--	--
<b>Totals</b>	<b>37</b>	<b>11</b>	<b>59</b>	<b>120</b>	<b>47</b>	<b>64</b>



Based on information from the Austin Board of REALTORS® (alternatively, from ACTRIS). Neither the Board nor ACTRIS guarantees or is in any way responsible for its accuracy. The Austin Board of REALTORS®, ACTRIS and their affiliates provide the MLS and all content therein "AS IS" and without any warranty, express or implied. Data maintained by the Board or ACTRIS may not reflect all real estate activity in the market.