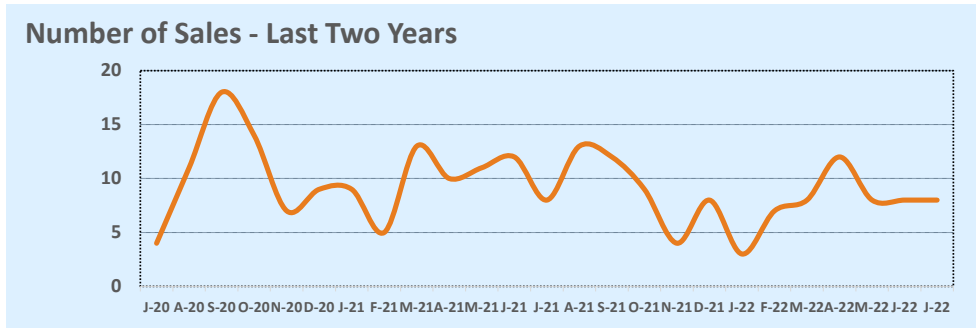
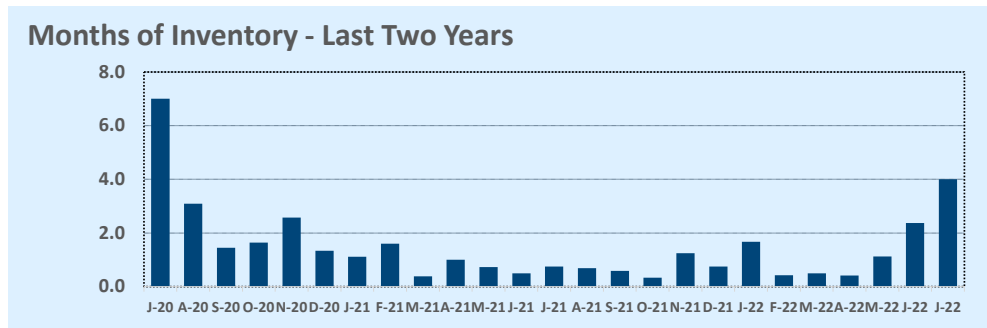
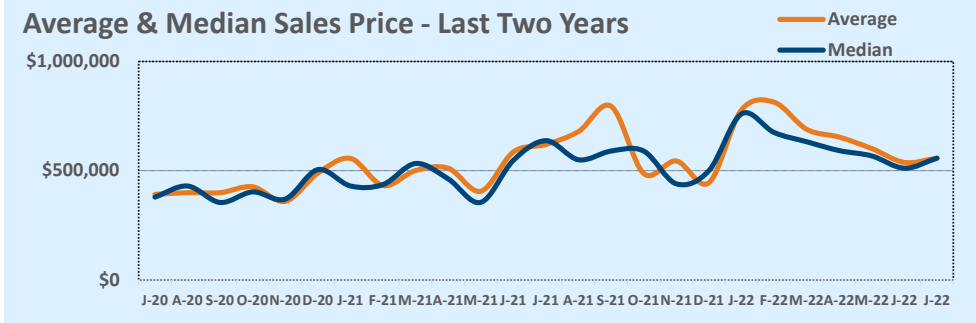


Listings	This Month			Year-to-Date		
	Jul 2022	Jul 2021	Change	2022	2021	Change
Single Family Sales	8	8	--	54	68	-20.6%
Condo/TH Sales	--	--	--	--	--	--
Total Sales	8	8	--	54	68	-20.6%
New Homes Only	1	1	--	6	8	-25.0%
Resale Only	7	7	--	48	60	-20.0%
Sales Volume	\$4,458,900	\$4,960,484	-10.1%	\$34,964,006	\$35,244,544	-0.8%
New Listings	18	18	--	97	83	+16.9%
Pending	7	N/A	N/A	13	N/A	N/A
Withdrawn	1	1	--	5	5	--
Expired	--	--	--	1	1	--
Months of Inventory	4.0	0.8	+433.3%	N/A	N/A	--

Average	This Month			Year-to-Date		
	Jul 2022	Jul 2021	Change	2022	2021	Change
List Price	\$578,863	\$619,312	-6.5%	\$640,293	\$515,947	+24.1%
List Price/SqFt	\$242	\$225	+7.4%	\$244	\$196	+24.4%
Sold Price	\$557,363	\$620,061	-10.1%	\$647,482	\$518,302	+24.9%
Sold Price/SqFt	\$239	\$226	+5.8%	\$248	\$198	+25.3%
Sold Price / Orig LP	98.6%	100.5%	-1.8%	101.8%	101.3%	+0.6%
Days on Market	18	18	-2.1%	20	30	-33.3%

Median	This Month			Year-to-Date		
	Jul 2022	Jul 2021	Change	2022	2021	Change
List Price	\$560,000	\$652,500	-14.2%	\$599,500	\$450,000	+33.2%
List Price/SqFt	\$244	\$203	+19.9%	\$234	\$181	+29.2%
Sold Price	\$557,500	\$637,500	-12.5%	\$605,000	\$455,000	+33.0%
Sold Price/SqFt	\$243	\$209	+16.4%	\$237	\$188	+26.0%
Sold Price / Orig LP	100.0%	100.9%	-0.9%	101.1%	100.0%	+1.1%
Days on Market	11	11	-4.5%	7	8	-18.8%

Price Range	This Month			Year-to-Date		
	New	Sales	DOM	New	Sales	DOM
\$149,999 or under	--	--	--	--	1	35
\$150,000- \$199,999	--	--	--	2	1	5
\$200,000- \$249,999	--	1	17	3	3	13
\$250,000- \$299,999	--	--	--	2	2	5
\$300,000- \$349,999	4	--	--	4	1	139
\$350,000- \$399,999	1	2	4	8	4	30
\$400,000- \$449,999	3	--	--	7	4	9
\$450,000- \$499,999	--	--	--	6	4	8
\$500,000- \$549,999	3	1	4	9	4	4
\$550,000- \$599,999	3	--	--	11	3	6
\$600,000- \$699,999	1	2	28	20	10	18
\$700,000- \$799,999	1	1	4	5	7	27
\$800,000- \$899,999	--	--	--	1	2	11
\$900,000- \$999,999	--	--	--	4	--	--
\$1M - \$1.99M	1	1	54	11	7	34
\$2M - \$2.99M	1	--	--	2	1	6
\$3M+	--	--	--	2	--	--
Totals	18	8	18	97	54	20



Based on information from the Austin Board of REALTORS® (alternatively, from ACTRIS). Neither the Board nor ACTRIS guarantees or is in any way responsible for its accuracy. The Austin Board of REALTORS®, ACTRIS and their affiliates provide the MLS and all content therein "AS IS" and without any warranty, express or implied. Data maintained by the Board or ACTRIS may not reflect all real estate activity in the market.