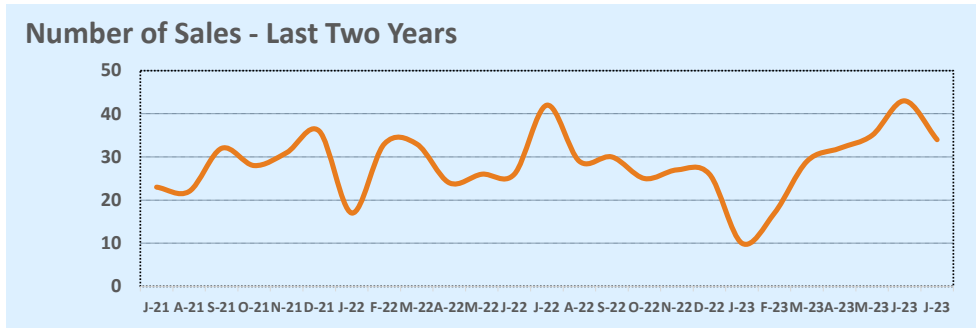
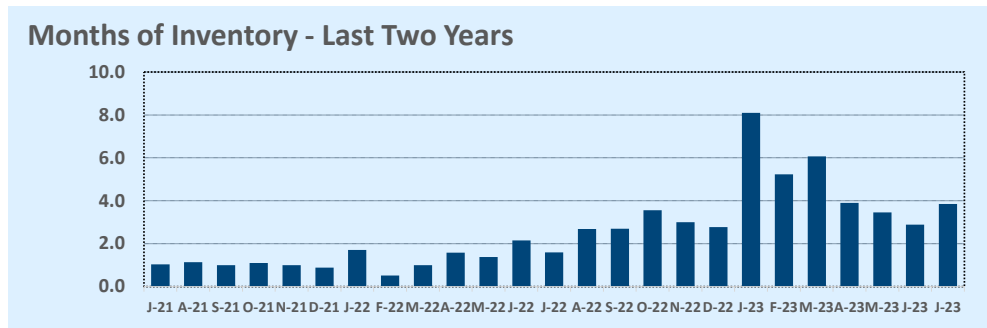
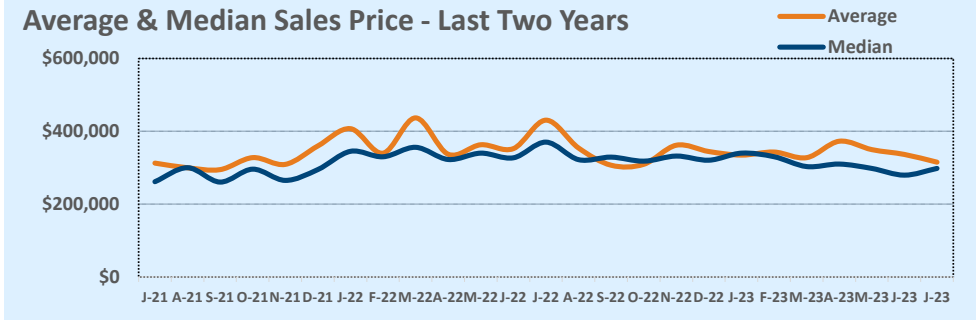


Listings	This Month			Year-to-Date		
	Jul 2023	Jul 2022	Change	2023	2022	Change
Single Family Sales	34	42	-19.0%	200	201	-0.5%
Condo/TH Sales	--	--	--	--	--	--
Total Sales	34	42	-19.0%	200	201	-0.5%
New Homes Only	2	12	-83.3%	31	41	-24.4%
Resale Only	32	30	+6.7%	169	160	+5.6%
Sales Volume	\$10,715,575	\$18,084,132	-40.7%	\$68,023,793	\$77,324,584	-12.0%
New Listings	58	35	+65.7%	394	318	+23.9%
Pending	38	N/A	N/A	81	N/A	N/A
Withdrawn	5	3	+66.7%	55	25	+120.0%
Expired	6	--	--	30	--	--
Months of Inventory	3.9	1.6	+141.5%	N/A	N/A	--

Average	This Month			Year-to-Date		
	Jul 2023	Jul 2022	Change	2023	2022	Change
List Price	\$319,535	\$436,625	-26.8%	\$350,013	\$381,094	-8.2%
List Price/SqFt	\$198	\$222	-10.8%	\$217	\$220	-1.3%
Sold Price	\$315,164	\$430,575	-26.8%	\$340,119	\$384,699	-11.6%
Sold Price/SqFt	\$196	\$222	-11.6%	\$212	\$225	-5.5%
Sold Price / Orig LP	98.3%	100.0%	-1.7%	97.5%	102.3%	-4.7%
Days on Market	50	15	+221.4%	42	20	+107.8%

Median	This Month			Year-to-Date		
	Jul 2023	Jul 2022	Change	2023	2022	Change
List Price	\$297,490	\$365,000	-18.5%	\$307,295	\$340,000	-9.6%
List Price/SqFt	\$193	\$202	-4.6%	\$197	\$205	-3.8%
Sold Price	\$298,048	\$370,250	-19.5%	\$299,740	\$349,900	-14.3%
Sold Price/SqFt	\$193	\$201	-3.9%	\$194	\$208	-6.7%
Sold Price / Orig LP	100.0%	100.0%	-0.0%	100.0%	100.0%	--
Days on Market	33	9	+288.2%	24	6	+291.7%

Price Range	This Month			Year-to-Date		
	New	Sales	DOM	New	Sales	DOM
\$149,999 or under	--	1	92	7	4	27
\$150,000- \$199,999	--	--	--	9	--	--
\$200,000- \$249,999	8	6	38	49	30	41
\$250,000- \$299,999	15	11	36	99	67	32
\$300,000- \$349,999	6	8	46	73	51	34
\$350,000- \$399,999	8	3	106	51	16	50
\$400,000- \$449,999	7	1	68	25	5	55
\$450,000- \$499,999	--	1	76	12	8	76
\$500,000- \$549,999	1	1	26	8	2	75
\$550,000- \$599,999	1	2	61	9	4	39
\$600,000- \$699,999	1	--	--	15	5	102
\$700,000- \$799,999	1	--	--	8	2	11
\$800,000- \$899,999	2	--	--	7	3	121
\$900,000- \$999,999	3	--	--	6	1	223
\$1M - \$1.99M	4	--	--	15	2	68
\$2M - \$2.99M	--	--	--	--	--	--
\$3M+	1	--	--	1	--	--
Totals	58	34	50	394	200	42



Based on information from the Austin Board of REALTORS® (alternatively, from ACTRIS). Neither the Board nor ACTRIS guarantees or is in any way responsible for its accuracy. The Austin Board of REALTORS®, ACTRIS and their affiliates provide the MLS and all content therein "AS IS" and without any warranty, express or implied. Data maintained by the Board or ACTRIS may not reflect all real estate activity in the market.