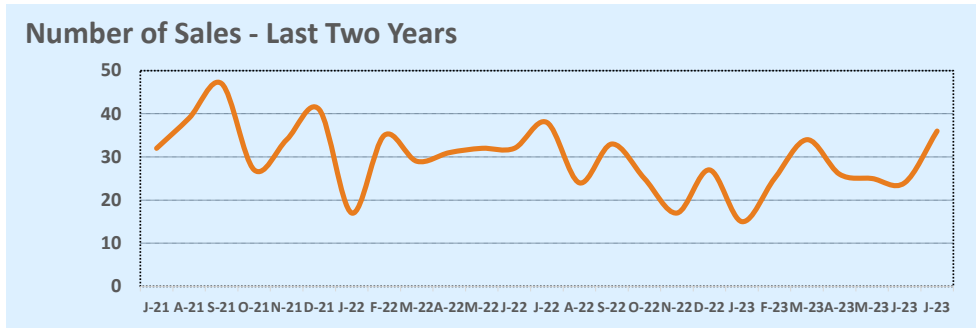
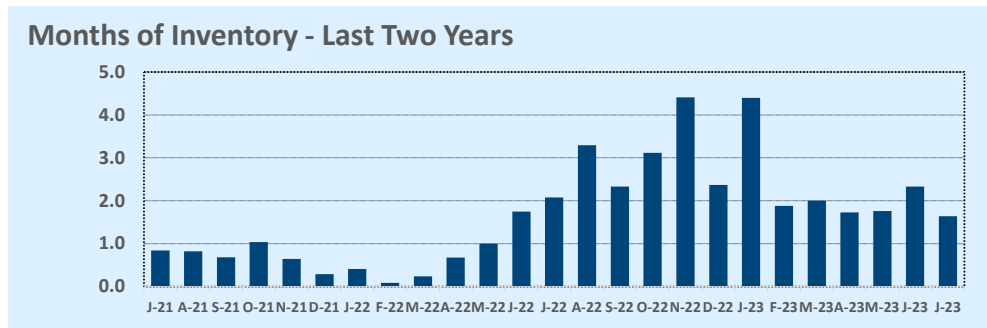
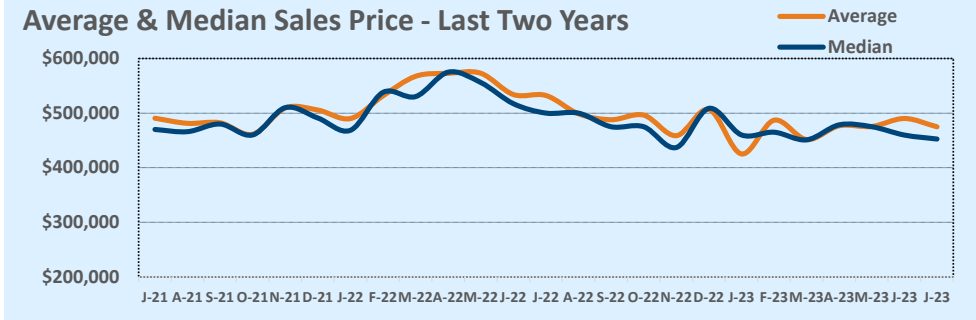


Listings	This Month			Year-to-Date		
	Jul 2023	Jul 2022	Change	2023	2022	Change
Single Family Sales	110	93	+18.3%	669	850	-21.3%
Condo/TH Sales	11	12	-8.3%	86	126	-31.7%
<b>Total Sales</b>	<b>121</b>	<b>105</b>	<b>+15.2%</b>	<b>755</b>	<b>976</b>	<b>-22.6%</b>
New Homes Only	2	4	-50.0%	19	23	-17.4%
Resale Only	119	101	+17.8%	736	953	-22.8%
Sales Volume	\$65,659,003	\$60,272,063	+8.9%	\$380,296,841	\$570,315,832	-33.3%
New Listings	157	232	-32.3%	1,019	1,335	-23.7%
Pending	19	N/A	N/A	20	N/A	N/A
Withdrawn	23	31	-25.8%	126	84	+50.0%
Expired	10	--	--	66	--	--
Months of Inventory	1.6	2.1	-21.2%	N/A	N/A	--

Average	This Month			Year-to-Date		
	Jul 2023	Jul 2022	Change	2023	2022	Change
List Price	\$553,475	\$572,176	-3.3%	\$516,018	\$559,097	-7.7%
List Price/SqFt	\$275	\$292	-5.6%	\$268	\$289	-7.3%
Sold Price	\$542,636	\$574,020	-5.5%	\$503,704	\$584,340	-13.8%
Sold Price/SqFt	\$270	\$293	-7.8%	\$261	\$302	-13.6%
Sold Price / Orig LP	98.0%	100.5%	-2.4%	97.6%	104.8%	-6.9%
Days on Market	32	13	+145.9%	51	13	+283.1%

Median	This Month			Year-to-Date		
	Jul 2023	Jul 2022	Change	2023	2022	Change
List Price	\$452,000	\$516,500	-12.5%	\$475,000	\$506,500	-6.2%
List Price/SqFt	\$281	\$284	-0.9%	\$259	\$283	-8.4%
Sold Price	\$452,500	\$500,000	-9.5%	\$462,500	\$531,367	-13.0%
Sold Price/SqFt	\$279	\$283	-1.4%	\$249	\$303	-17.9%
Sold Price / Orig LP	100.0%	100.0%	+0.0%	98.4%	102.3%	-3.8%
Days on Market	12	7	+64.3%	18	5	+260.0%

Price Range	This Month			Year-to-Date		
	New	Sales	DOM	New	Sales	DOM
\$149,999 or under	--	--	--	--	--	--
\$150,000- \$199,999	1	--	--	1	1	3
\$200,000- \$249,999	--	--	--	--	--	--
\$250,000- \$299,999	1	--	--	3	2	33
\$300,000- \$349,999	2	3	40	14	11	52
\$350,000- \$399,999	11	11	11	44	27	48
\$400,000- \$449,999	4	4	36	42	35	69
\$450,000- \$499,999	7	5	4	45	45	59
\$500,000- \$549,999	5	6	19	31	31	66
\$550,000- \$599,999	4	2	6	27	19	51
\$600,000- \$699,999	4	1	16	15	8	41
\$700,000- \$799,999	--	4	29	4	6	22
\$800,000- \$899,999	--	--	--	1	--	--
\$900,000- \$999,999	--	--	--	--	--	--
\$1M - \$1.99M	--	--	--	5	--	--
\$2M - \$2.99M	--	--	--	--	--	--
\$3M+	--	--	--	--	--	--
<b>Totals</b>	<b>39</b>	<b>36</b>	<b>32</b>	<b>232</b>	<b>185</b>	<b>51</b>



Based on information from the Austin Board of REALTORS® (alternatively, from ACTRIS). Neither the Board nor ACTRIS guarantees or is in any way responsible for its accuracy. The Austin Board of REALTORS®, ACTRIS and their affiliates provide the MLS and all content therein "AS IS" and without any warranty, express or implied. Data maintained by the Board or ACTRIS may not reflect all real estate activity in the market.