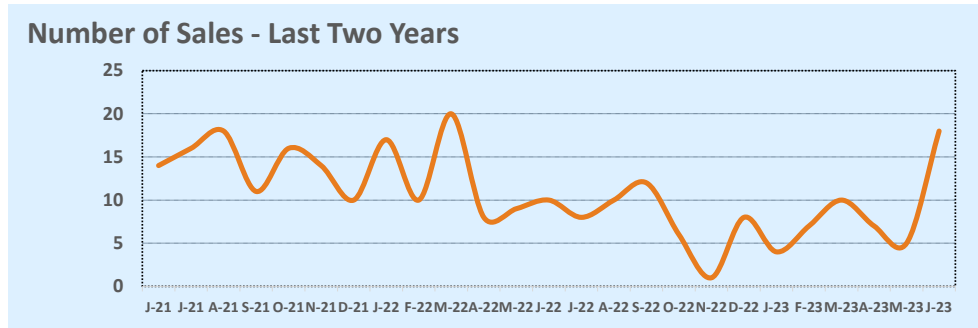
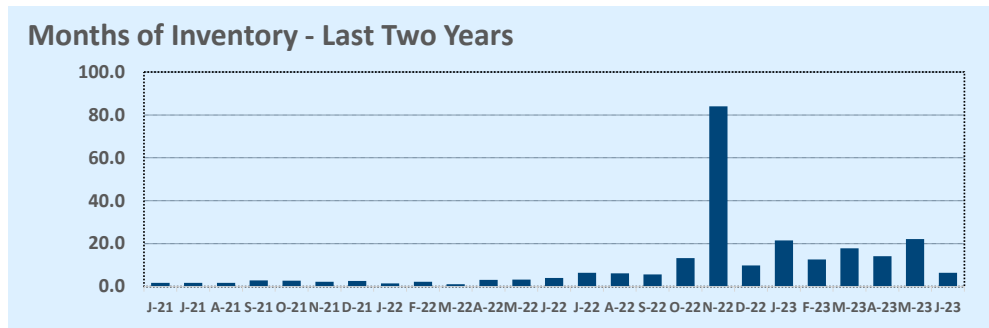
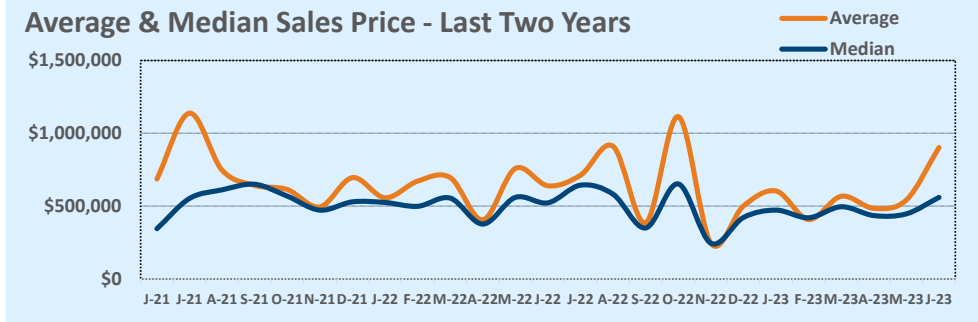


Listings	This Month			Year-to-Date		
	Jun 2023	Jun 2022	Change	2023	2022	Change
Single Family Sales	18	10	+80.0%	51	74	-31.1%
Condo/TH Sales	--	--	--	--	--	--
<b>Total Sales</b>	<b>18</b>	<b>10</b>	<b>+80.0%</b>	<b>51</b>	<b>74</b>	<b>-31.1%</b>
New Homes Only	2	1	+100.0%	9	6	+50.0%
Resale Only	16	9	+77.8%	42	68	-38.2%
Sales Volume	\$16,248,268	\$6,393,500	+154.1%	\$33,300,615	\$46,569,201	-28.5%
New Listings	24	23	+4.3%	163	106	+53.8%
Pending	15	N/A	N/A	18	N/A	N/A
Withdrawn	7	5	+40.0%	51	15	+240.0%
Expired	6	--	--	18	--	--
Months of Inventory	6.4	4.1	+57.2%	N/A	N/A	--

Average	This Month			Year-to-Date		
	Jun 2023	Jun 2022	Change	2023	2022	Change
List Price	\$1,002,018	\$683,640	+46.6%	\$701,952	\$641,870	+9.4%
List Price/SqFt	\$384	\$334	+15.2%	\$327	\$304	+7.6%
Sold Price	\$902,682	\$639,350	+41.2%	\$652,953	\$629,314	+3.8%
Sold Price/SqFt	\$362	\$315	+15.0%	\$312	\$299	+4.3%
Sold Price / Orig LP	95.1%	95.5%	-0.4%	95.9%	98.7%	-2.8%
Days on Market	134	34	+295.8%	87	58	+49.8%

Median	This Month			Year-to-Date		
	Jun 2023	Jun 2022	Change	2023	2022	Change
List Price	\$562,450	\$534,000	+5.3%	\$498,000	\$522,450	-4.7%
List Price/SqFt	\$313	\$321	-2.5%	\$296	\$257	+15.5%
Sold Price	\$560,000	\$522,500	+7.2%	\$485,000	\$516,000	-6.0%
Sold Price/SqFt	\$307	\$314	-2.0%	\$274	\$260	+5.3%
Sold Price / Orig LP	98.3%	97.6%	+0.7%	97.7%	100.0%	-2.3%
Days on Market	73	12	+508.3%	55	22	+150.0%

Price Range	This Month			Year-to-Date		
	New	Sales	DOM	New	Sales	DOM
\$149,999 or under	--	--	--	--	--	--
\$150,000- \$199,999	1	--	--	1	--	--
\$200,000- \$249,999	--	1	17	3	4	17
\$250,000- \$299,999	1	--	--	6	1	16
\$300,000- \$349,999	1	--	--	4	--	--
\$350,000- \$399,999	2	2	175	13	8	121
\$400,000- \$449,999	1	2	111	13	7	57
\$450,000- \$499,999	2	3	36	28	8	51
\$500,000- \$549,999	1	1	14	7	6	43
\$550,000- \$599,999	5	1	149	11	2	116
\$600,000- \$699,999	--	2	125	15	4	106
\$700,000- \$799,999	2	1	139	10	4	80
\$800,000- \$899,999	--	1	287	3	1	287
\$900,000- \$999,999	--	--	--	3	--	--
\$1M - \$1.99M	5	3	231	34	5	173
\$2M - \$2.99M	1	--	--	6	--	--
\$3M+	2	1	189	6	1	189
<b>Totals</b>	<b>24</b>	<b>18</b>	<b>134</b>	<b>163</b>	<b>51</b>	<b>87</b>



Based on information from the Austin Board of REALTORS® (alternatively, from ACTRIS). Neither the Board nor ACTRIS guarantees or is in any way responsible for its accuracy. The Austin Board of REALTORS®, ACTRIS and their affiliates provide the MLS and all content therein "AS IS" and without any warranty, express or implied. Data maintained by the Board or ACTRIS may not reflect all real estate activity in the market.