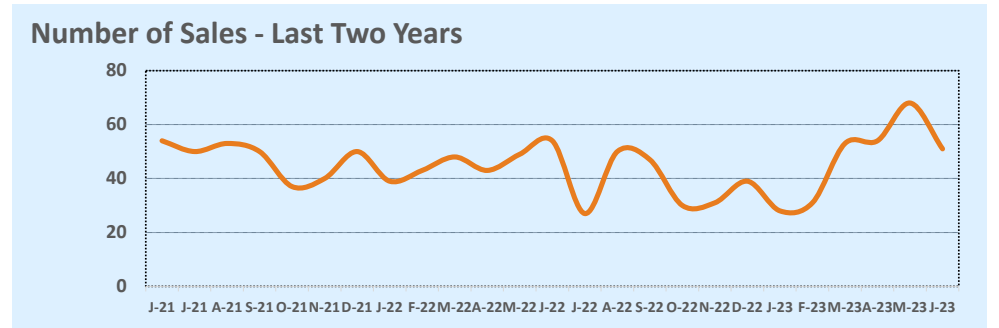
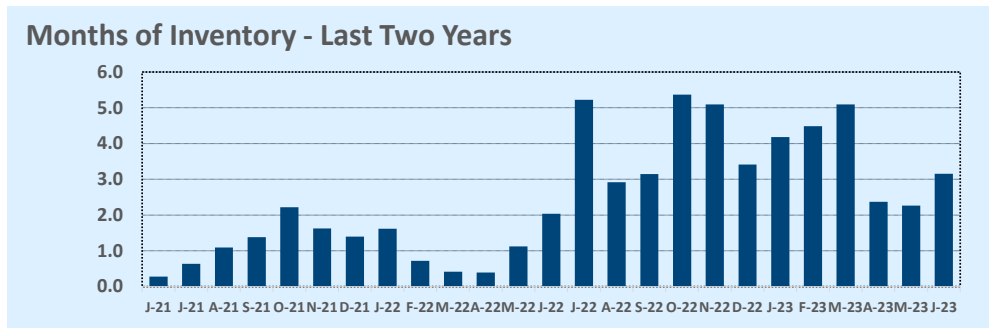
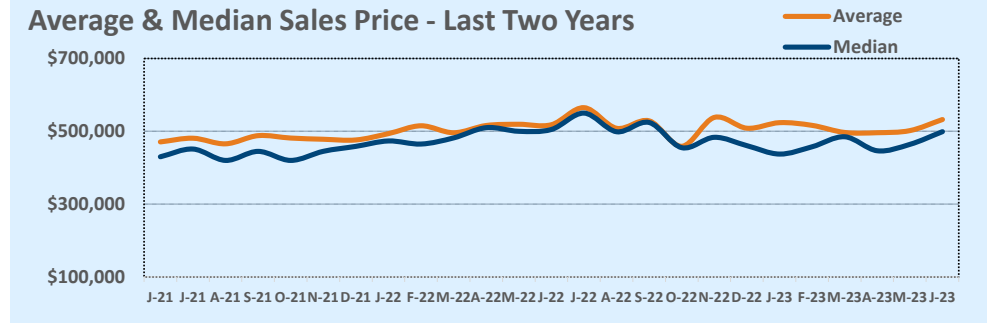


Listings	This Month			Year-to-Date		
	Jun 2023	Jun 2022	Change	2023	2022	Change
Single Family Sales	51	46	+10.9%	268	245	+9.4%
Condo/TH Sales	--	8	--	17	31	-45.2%
Total Sales	51	54	-5.6%	285	276	+3.3%
New Homes Only	12	6	+100.0%	68	18	+277.8%
Resale Only	39	48	-18.8%	217	258	-15.9%
Sales Volume	\$27,150,541	\$27,974,498	-2.9%	\$145,066,699	\$140,818,096	+3.0%
New Listings	73	96	-24.0%	373	372	+0.3%
Pending	43	N/A	N/A	78	N/A	N/A
Withdrawn	7	2	+250.0%	41	4	+925.0%
Expired	2	--	--	20	--	--
Months of Inventory	3.2	2.0	+55.0%	N/A	N/A	--

Average	This Month			Year-to-Date		
	Jun 2023	Jun 2022	Change	2023	2022	Change
List Price	\$551,048	\$507,767	+8.5%	\$525,437	\$500,925	+4.9%
List Price/SqFt	\$238	\$268	-10.9%	\$241	\$252	-4.5%
Sold Price	\$532,364	\$518,046	+2.8%	\$509,006	\$510,210	-0.2%
Sold Price/SqFt	\$231	\$274	-15.6%	\$233	\$257	-9.3%
Sold Price / Orig LP	97.0%	102.2%	-5.1%	97.3%	102.2%	-4.9%
Days on Market	87	17	+423.0%	77	25	+212.2%

Median	This Month			Year-to-Date		
	Jun 2023	Jun 2022	Change	2023	2022	Change
List Price	\$499,990	\$496,770	+0.6%	\$487,990	\$481,809	+1.3%
List Price/SqFt	\$228	\$269	-15.5%	\$240	\$250	-4.1%
Sold Price	\$499,000	\$505,000	-1.2%	\$469,990	\$490,000	-4.1%
Sold Price/SqFt	\$226	\$280	-19.2%	\$231	\$255	-9.5%
Sold Price / Orig LP	98.2%	100.2%	-2.0%	98.4%	100.0%	-1.6%
Days on Market	55	7	+685.7%	55	8	+633.3%

Price Range	This Month			Year-to-Date		
	New	Sales	DOM	New	Sales	DOM
\$149,999 or under	--	--	--	1	--	--
\$150,000- \$199,999	--	--	--	1	--	--
\$200,000- \$249,999	--	--	--	1	--	--
\$250,000- \$299,999	1	--	--	1	--	--
\$300,000- \$349,999	4	2	7	15	15	44
\$350,000- \$399,999	10	9	66	61	51	54
\$400,000- \$449,999	15	5	48	71	57	75
\$450,000- \$499,999	14	11	119	71	53	90
\$500,000- \$549,999	5	5	89	34	33	75
\$550,000- \$599,999	5	4	77	24	18	86
\$600,000- \$699,999	8	8	137	40	23	124
\$700,000- \$799,999	6	3	30	26	13	81
\$800,000- \$899,999	3	4	91	16	18	68
\$900,000- \$999,999	--	--	--	3	3	59
\$1M - \$1.99M	2	--	--	5	1	75
\$2M - \$2.99M	--	--	--	3	--	--
\$3M+	--	--	--	--	--	--
Totals	73	51	87	373	285	77



Based on information from the Austin Board of REALTORS® (alternatively, from ACTRIS). Neither the Board nor ACTRIS guarantees or is in any way responsible for its accuracy. The Austin Board of REALTORS®, ACTRIS and their affiliates provide the MLS and all content therein "AS IS" and without any warranty, express or implied. Data maintained by the Board or ACTRIS may not reflect all real estate activity in the market.