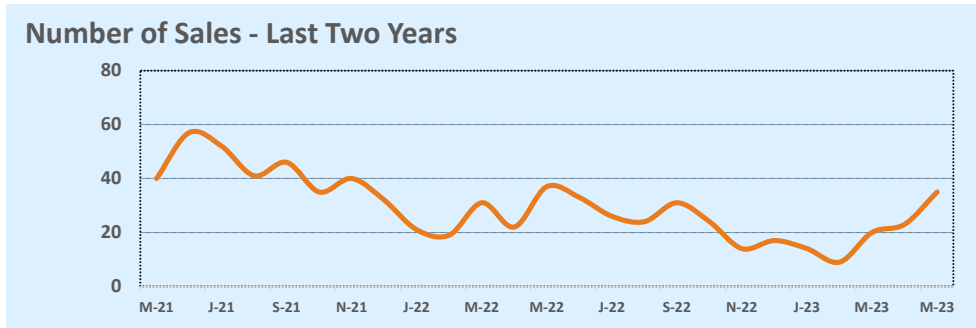
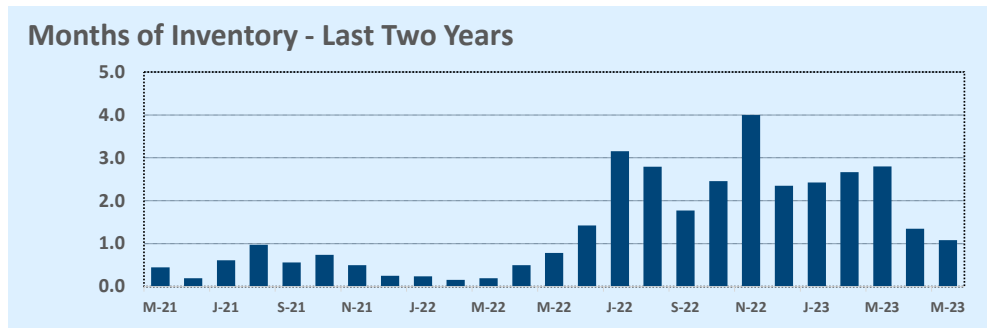
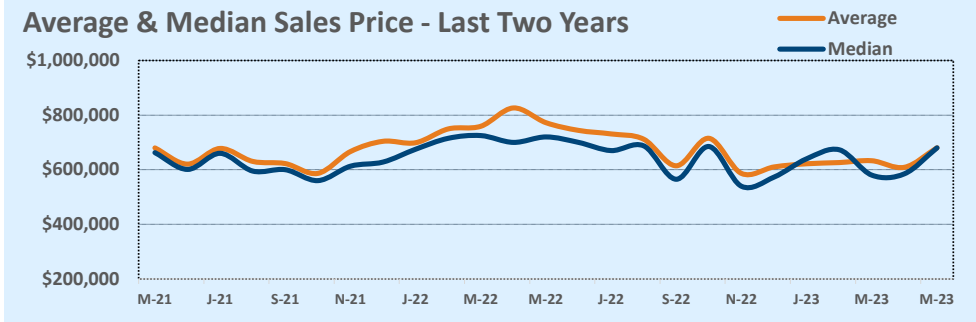


Listings	This Month			Year-to-Date		
	May 2023	May 2022	Change	2023	2022	Change
Single Family Sales	33	34	-2.9%	92	117	-21.4%
Condo/TH Sales	2	3	-33.3%	9	13	-30.8%
Total Sales	35	37	-5.4%	101	130	-22.3%
New Homes Only	--	--	--	1	--	--
Resale Only	35	37	-5.4%	100	130	-23.1%
Sales Volume	\$23,813,745	\$28,570,666	-16.6%	\$64,812,499	\$99,188,018	-34.7%
New Listings	32	50	-36.0%	132	172	-23.3%
Pending	12	N/A	N/A	13	N/A	N/A
Withdrawn	1	6	-83.3%	9	7	+28.6%
Expired	--	--	--	8	--	--
Months of Inventory	1.1	0.8	+38.5%	N/A	N/A	--

Average	This Month			Year-to-Date		
	May 2023	May 2022	Change	2023	2022	Change
List Price	\$685,444	\$720,751	-4.9%	\$651,242	\$716,042	-9.0%
List Price/SqFt	\$267	\$295	-9.4%	\$257	\$283	-9.2%
Sold Price	\$680,393	\$772,180	-11.9%	\$641,708	\$762,985	-15.9%
Sold Price/SqFt	\$266	\$316	-15.7%	\$253	\$303	-16.4%
Sold Price / Orig LP	99.7%	107.2%	-7.0%	98.6%	107.0%	-7.8%
Days on Market	19	6	+207.6%	45	12	+291.4%

Median	This Month			Year-to-Date		
	May 2023	May 2022	Change	2023	2022	Change
List Price	\$675,000	\$690,000	-2.2%	\$615,000	\$675,000	-8.9%
List Price/SqFt	\$275	\$295	-6.8%	\$260	\$282	-8.0%
Sold Price	\$680,000	\$720,000	-5.6%	\$606,000	\$712,500	-14.9%
Sold Price/SqFt	\$268	\$313	-14.2%	\$257	\$299	-14.2%
Sold Price / Orig LP	99.4%	105.3%	-5.6%	98.2%	105.4%	-6.8%
Days on Market	8	5	+60.0%	20	5	+300.0%

Price Range	This Month			Year-to-Date		
	New	Sales	DOM	New	Sales	DOM
\$149,999 or under	--	--	--	--	--	--
\$150,000- \$199,999	--	--	--	--	--	--
\$200,000- \$249,999	--	--	--	--	--	--
\$250,000- \$299,999	--	--	--	--	--	--
\$300,000- \$349,999	2	--	--	3	--	--
\$350,000- \$399,999	1	2	37	5	4	54
\$400,000- \$449,999	--	1	8	9	7	38
\$450,000- \$499,999	4	3	6	11	8	51
\$500,000- \$549,999	5	4	36	15	12	62
\$550,000- \$599,999	2	4	13	13	16	48
\$600,000- \$699,999	7	5	31	31	22	62
\$700,000- \$799,999	5	9	6	19	18	28
\$800,000- \$899,999	2	4	14	13	9	19
\$900,000- \$999,999	3	1	15	5	2	9
\$1M - \$1.99M	1	2	48	8	3	34
\$2M - \$2.99M	--	--	--	--	--	--
\$3M+	--	--	--	--	--	--
Totals	32	35	19	132	101	45



Based on information from the Austin Board of REALTORS® (alternatively, from ACTRIS). Neither the Board nor ACTRIS guarantees or is in any way responsible for its accuracy. The Austin Board of REALTORS®, ACTRIS and their affiliates provide the MLS and all content therein "AS IS" and without any warranty, express or implied. Data maintained by the Board or ACTRIS may not reflect all real estate activity in the market.