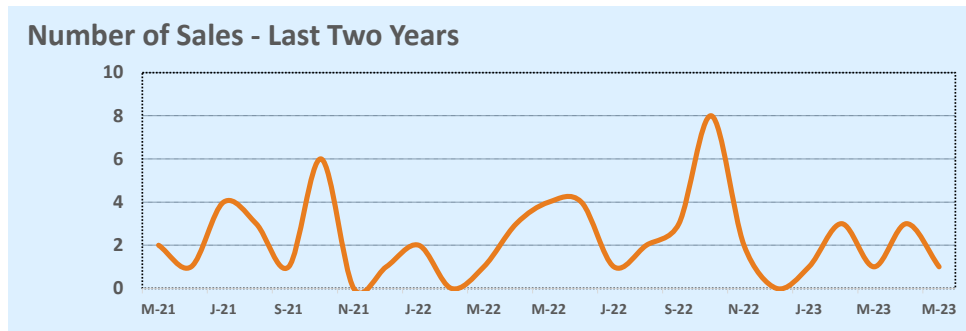
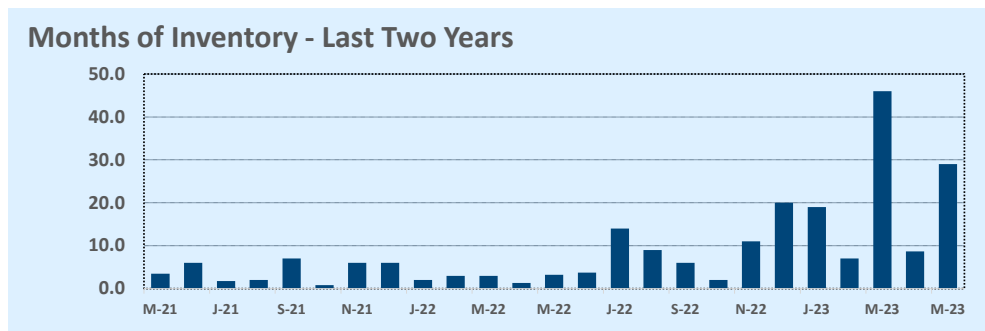
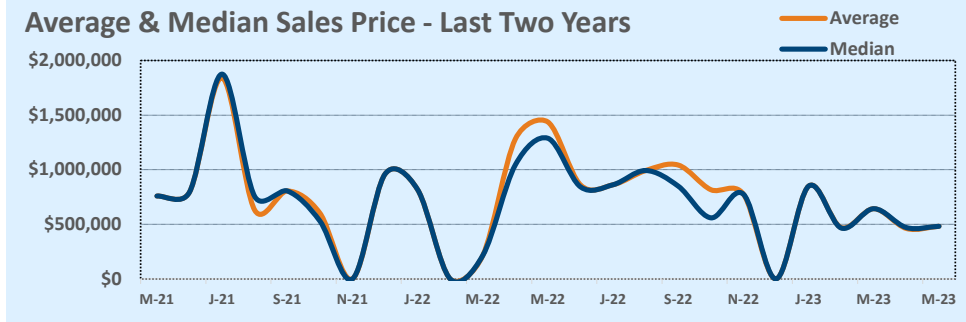


Listings	This Month			Year-to-Date		
	May 2023	May 2022	Change	2023	2022	Change
Single Family Sales	1	4	-75.0%	9	10	-10.0%
Condo/TH Sales	--	--	--	--	--	--
Total Sales	1	4	-75.0%	9	10	-10.0%
New Homes Only	--	--	--	1	--	--
Resale Only	1	4	-75.0%	8	10	-20.0%
Sales Volume	\$482,000	\$5,745,000	-91.6%	\$4,769,000	\$11,440,000	-58.3%
New Listings	9	10	-10.0%	28	25	+12.0%
Pending	--	N/A	N/A	--	N/A	N/A
Withdrawn	1	--	--	5	1	+400.0%
Expired	2	--	--	4	--	--
Months of Inventory	29.0	3.3	+792.3%	N/A	N/A	--

Average	This Month			Year-to-Date		
	May 2023	May 2022	Change	2023	2022	Change
List Price	\$462,000	\$1,424,750	-67.6%	\$544,969	\$1,193,900	-54.4%
List Price/SqFt	\$299	\$437	-31.6%	\$996	\$452	+120.5%
Sold Price	\$482,000	\$1,436,250	-66.4%	\$529,889	\$1,144,000	-53.7%
Sold Price/SqFt	\$312	\$464	-32.9%	\$965	\$432	+123.3%
Sold Price / Orig LP	104.3%	102.6%	+1.6%	97.4%	97.5%	-0.2%
Days on Market	4	31	-87.1%	72	82	-11.8%

Median	This Month			Year-to-Date		
	May 2023	May 2022	Change	2023	2022	Change
List Price	\$462,000	\$1,229,500	-62.4%	\$489,720	\$927,000	-47.2%
List Price/SqFt	\$299	\$324	-7.9%	\$320	\$389	-17.8%
Sold Price	\$482,000	\$1,287,500	-62.6%	\$482,000	\$965,000	-50.1%
Sold Price/SqFt	\$312	\$326	-4.4%	\$312	\$372	-16.1%
Sold Price / Orig LP	104.3%	100.6%	+3.7%	96.7%	100.0%	-3.3%
Days on Market	4	19	-78.9%	15	38	-60.0%

Price Range	This Month			Year-to-Date		
	New	Sales	DOM	New	Sales	DOM
\$149,999 or under	--	--	--	--	--	--
\$150,000- \$199,999	--	--	--	--	--	--
\$200,000- \$249,999	--	--	--	--	--	--
\$250,000- \$299,999	--	--	--	--	--	--
\$300,000- \$349,999	--	--	--	1	1	28
\$350,000- \$399,999	1	--	--	1	--	--
\$400,000- \$449,999	1	--	--	1	1	6
\$450,000- \$499,999	--	1	4	3	4	75
\$500,000- \$549,999	--	--	--	--	--	--
\$550,000- \$599,999	1	--	--	3	--	--
\$600,000- \$699,999	1	--	--	4	2	149
\$700,000- \$799,999	1	--	--	3	--	--
\$800,000- \$899,999	2	--	--	5	1	14
\$900,000- \$999,999	--	--	--	1	--	--
\$1M - \$1.99M	--	--	--	2	--	--
\$2M - \$2.99M	--	--	--	1	--	--
\$3M+	2	--	--	3	--	--
Totals	9	1	4	28	9	72



Based on information from the Austin Board of REALTORS® (alternatively, from ACTRIS). Neither the Board nor ACTRIS guarantees or is in any way responsible for its accuracy. The Austin Board of REALTORS®, ACTRIS and their affiliates provide the MLS and all content therein "AS IS" and without any warranty, express or implied. Data maintained by the Board or ACTRIS may not reflect all real estate activity in the market.