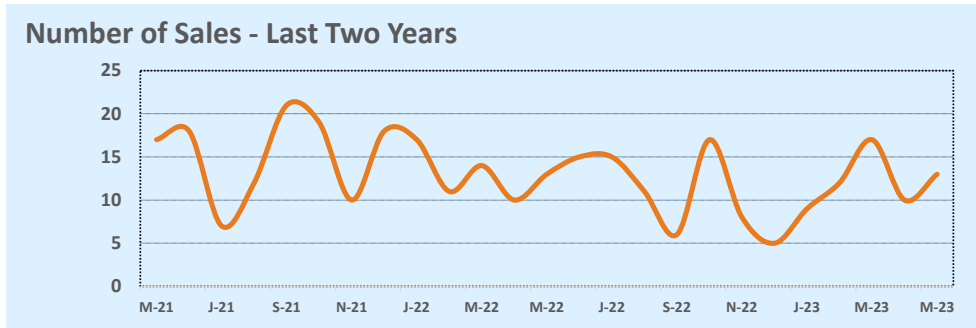
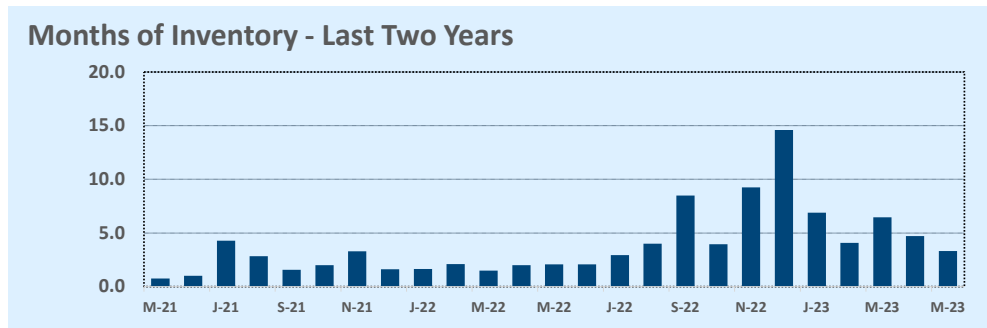
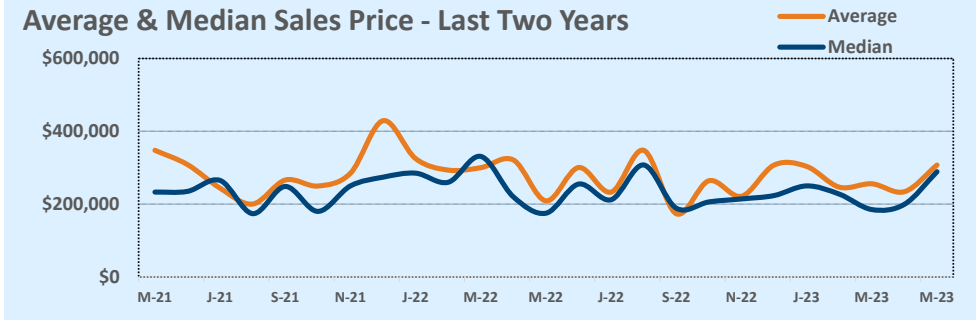


Listings	This Month			Year-to-Date		
	May 2023	May 2022	Change	2023	2022	Change
Single Family Sales	13	13	--	61	65	-6.2%
Condo/TH Sales	--	--	--	--	--	--
Total Sales	13	13	--	61	65	-6.2%
New Homes Only	--	1	--	1	3	-66.7%
Resale Only	13	12	+8.3%	60	62	-3.2%
Sales Volume	\$3,996,000	\$2,715,701	+47.1%	\$16,376,156	\$18,880,496	-13.3%
New Listings	28	25	+12.0%	99	88	+12.5%
Pending	9	N/A	N/A	12	N/A	N/A
Withdrawn	3	2	+50.0%	31	12	+158.3%
Expired	3	--	--	15	--	--
Months of Inventory	3.3	2.1	+59.3%	N/A	N/A	--

Average	This Month			Year-to-Date		
	May 2023	May 2022	Change	2023	2022	Change
List Price	\$314,521	\$217,262	+44.8%	\$290,845	\$295,595	-1.6%
List Price/SqFt	\$161	\$160	+1.0%	\$172	\$185	-7.1%
Sold Price	\$307,385	\$208,900	+47.1%	\$268,462	\$290,469	-7.6%
Sold Price/SqFt	\$156	\$155	+1.1%	\$159	\$182	-12.8%
Sold Price / Orig LP	95.9%	97.8%	-1.9%	95.5%	99.0%	-3.6%
Days on Market	47	20	+129.9%	60	39	+53.5%

Median	This Month			Year-to-Date		
	May 2023	May 2022	Change	2023	2022	Change
List Price	\$293,000	\$175,000	+67.4%	\$235,000	\$265,000	-11.3%
List Price/SqFt	\$157	\$162	-3.5%	\$150	\$171	-12.4%
Sold Price	\$289,000	\$175,000	+65.1%	\$230,000	\$268,250	-14.3%
Sold Price/SqFt	\$162	\$164	-0.9%	\$141	\$169	-16.7%
Sold Price / Orig LP	98.4%	100.0%	-1.6%	97.1%	100.0%	-2.9%
Days on Market	18	15	+20.0%	40	15	+166.7%

Price Range	This Month			Year-to-Date		
	New	Sales	DOM	New	Sales	DOM
\$149,999 or under	3	2	61	23	16	38
\$150,000- \$199,999	6	1	18	15	9	67
\$200,000- \$249,999	1	1	15	9	9	77
\$250,000- \$299,999	6	4	63	18	14	58
\$300,000- \$349,999	4	1	152	5	4	127
\$350,000- \$399,999	2	1	9	6	2	71
\$400,000- \$449,999	2	1	10	3	1	10
\$450,000- \$499,999	--	--	--	1	1	85
\$500,000- \$549,999	--	1	18	2	1	18
\$550,000- \$599,999	1	--	--	2	--	--
\$600,000- \$699,999	1	1	13	4	1	13
\$700,000- \$799,999	--	--	--	2	--	--
\$800,000- \$899,999	1	--	--	4	1	11
\$900,000- \$999,999	--	--	--	--	1	77
\$1M - \$1.99M	1	--	--	4	1	80
\$2M - \$2.99M	--	--	--	--	--	--
\$3M+	--	--	--	1	--	--
Totals	28	13	47	99	61	60



Based on information from the Austin Board of REALTORS® (alternatively, from ACTRIS). Neither the Board nor ACTRIS guarantees or is in any way responsible for its accuracy. The Austin Board of REALTORS®, ACTRIS and their affiliates provide the MLS and all content therein "AS IS" and without any warranty, express or implied. Data maintained by the Board or ACTRIS may not reflect all real estate activity in the market.